



50Ω TERMINATED 3GHz SMA LATCHING S.P.12T. SWITCH

OPTIONS: INDICATOR /SELF CUT-OFF /AUTO RESET /BCD DECODER /SUPP.DIODES

R F CHARACTERISTICS

NUMBER OF WAYS : 12
FREQUENCY RANGE : 0 - 3 GHz
IMPEDANCE : 50 Ohms

FREQUENCY (GHz)	0 - 3
V.S.W.R	<= 1.20
INSERT. LOSS	<= 0.20 dB
ISOLATION	>= 80 dB
AVER. POWER (*)	240 W

TERMINATION IMPEDANCE : 50 Ohms
TERMINATION AVG. POWER AT 25° C : 1 W per termination
3 W total power

ELECTRICAL CHARACTERISTICS

ACTUATOR : LATCHING
NOMINAL CURRENT AT 25° C (±10%) : 1280 mA
ACTUATOR VOLTAGE (Vcc) : 12V (10.2 to 13V) / NEGATIVE COMMON
TERMINALS : 44 pins D-SUB male connector
INDICATOR RATING : 1 W / 30 V / 100 mA
SELF CUT-OFF TIME : 40 ms < CT < 120 ms
BCD INPUTS (E) - High level : 3.5 to 5.5V / 800µA at 5V
- Low level : 0 to 1.5V / 20µA at 0.8V

MECHANICAL CHARACTERISTICS

CONNECTORS : SMA female per MIL-C 39012
LIFE : 2.000.000 cycles per position
SWITCHING TIME (nominal voltage;25° C) : < 50 ms
CONSTRUCTION : splashproof
WEIGHT : < 400 g

ENVIRONMENTAL CHARACTERISTICS

OPERATING TEMPERATURE RANGE (°C) : -40 , +85
STORAGE TEMPERATURE RANGE (°C) : -55 , +85

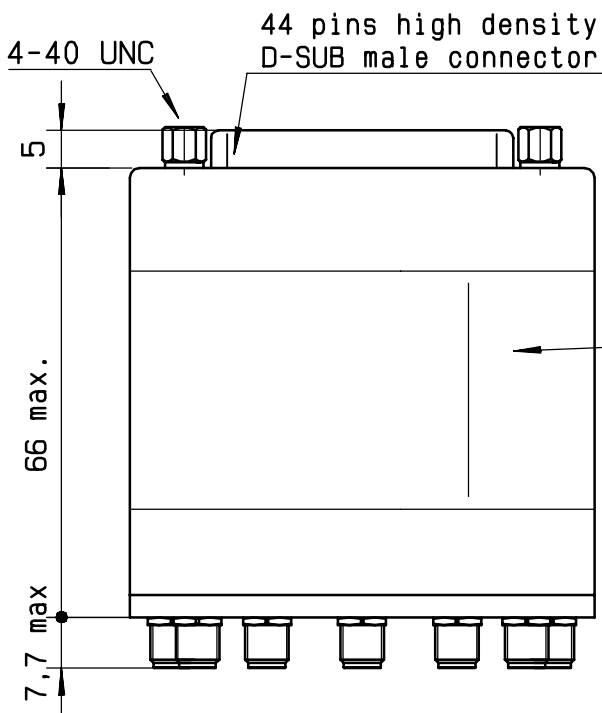
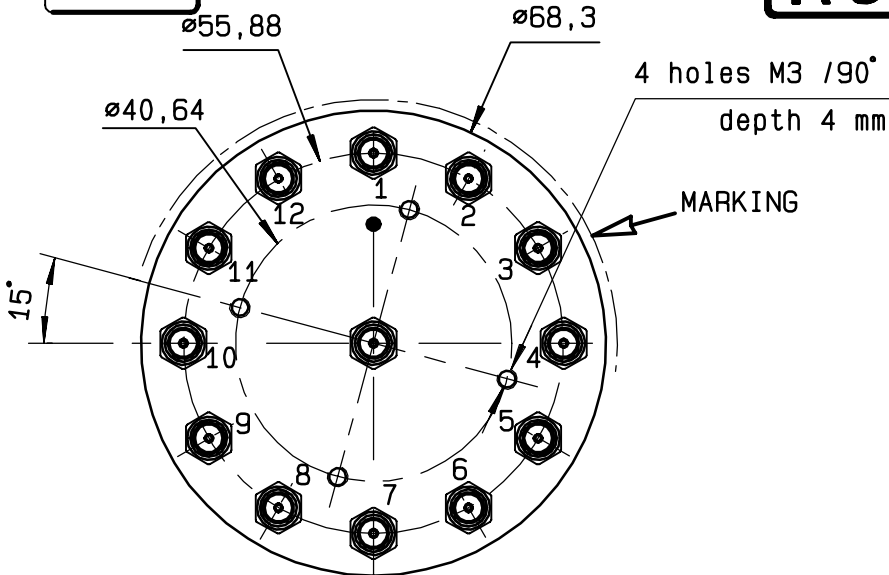
(* : average power at 25° C per RF path)

This information is given as an indication. In the continual goal to improve our products, we reserve the right to make any modifications judged necessary

4112-9212

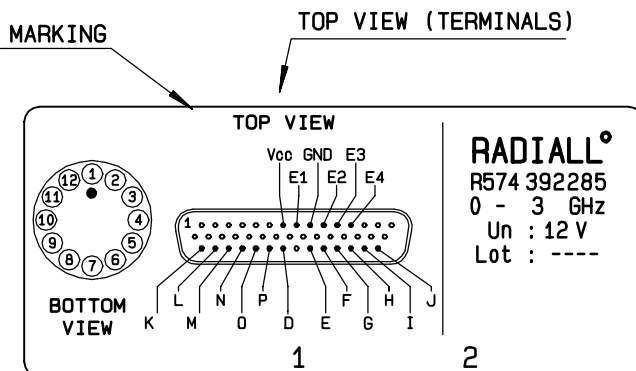
DRAWING

General tolerance: ± 0,5 mm



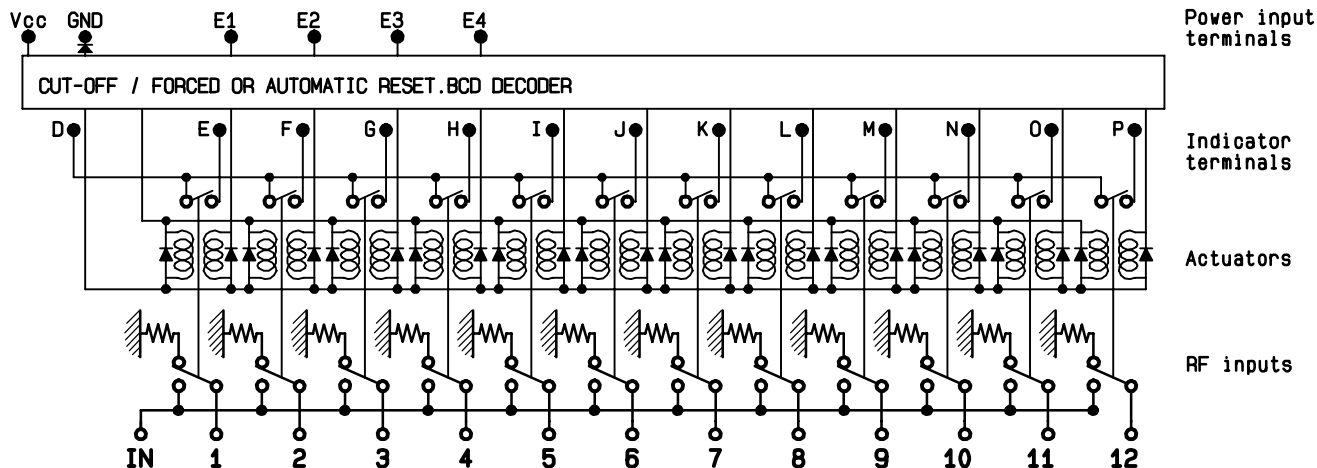
BCD TRUTH TABLE

E4	E3	E2	E1	RF continuity	Ind.
0	0	0	0	ALL PORTS OPEN (FORCED RESET)	--
0	0	0	1	IN ↔ 1	D.E
0	0	1	0	IN ↔ 2	D.F
0	0	1	1	IN ↔ 3	D.G
0	1	0	0	IN ↔ 4	D.H
0	1	0	1	IN ↔ 5	D.I
0	1	1	0	IN ↔ 6	D.J
0	1	1	1	IN ↔ 7	D.K
1	0	0	0	IN ↔ 8	D.L
1	0	0	1	IN ↔ 9	D.M
1	0	1	0	IN ↔ 10	D.N
1	0	1	1	IN ↔ 11	D.O
1	1	0	0	IN ↔ 12	D.P



RADIALL[®]
R574 392285
0 - 3 GHz
Un : 12 V
Lot : ----

SCHEMATIC DIAGRAM



This information is given as an indication. In the continual goal to improve our products, we reserve the right to make any modifications judged necessary